

16-06-2021

**K.I.H.E. SOCIETY'S
MAHARASHTRA COLLEGE OF ARTS, SCIENCE & COMMERCE,
MUMBAI-400008.**

ONLINE ADMISSIONS NOTICE

**For Degree College S.Y & T.Y B.A/B.Sc./B.Com/BMS/C.S/I.T
Academic Year-2021-22.**

The Regular Students of F.Y&S.Y B.A/B.Sc./B.Com/BMS/C.S/I.T. Classes of 2020-21, they are required to pay the Fees for S.Y & T.Y B.A/B.Sc./B.Com/BMS/C.S/I.T Classes online only, due to Covid-19, Situation in Maharashtra State.

1. Students must collect the results and follow the Admission Schedule given below.
2. Students must bring their all original previous mark sheets and Copy of Aadhar Card.
3. If student does not turn up on the date mentioned they will be given Subjects/Applied component as per availability of vacant seats.
4. All the Students will get the message on their Registered Mobile No. from College, (Registered Mobile No. Which is Registered for last Year i.e.20-21.)
5. After getting the message the students are required to pay the fees online, as per given the instruction sheet.(Instruction Sheet given below) & also available on College website-www.maharashtracollege.org) @ Online Admissions 2021-22.
6. Fees Payment link will be active for 7 days from the date of verification of respective documents.

SCHEDULE OF ADMISSIONS

Admissions for CLASS	Time	Verification of Result and Subject Allocation	Venue
S.Y.B.Sc, SYCS & SYIT	11.00 a.m to 1 p.m	17/6/2021	Annex Lab (M1)
	2.00 p.m to 4.00 p.m		
TYB.Sc,TYCS&TYIT	11.00 a.m to 1 p.m	18/6/2021	
	2.00 p.m to 4.00 p.m		
SYBA	11.00 a.m to 1 p.m	21/6/2021	
	2.00 p.m to 4.00 p.m		
TYBA	11.00 a.m to 1 p.m	22/6/2021	
	2.00 p.m to 4.00 p.m		
SYBCOM & SYBMS	11.00 a.m to 1 p.m	23/6/2021	
	2.00 p.m to 4.00 p.m		
TYBCOM & TYBMS	11.00 a.m to 1 p.m	24/6/2021	
	2.00 p.m to 4.00 p.m		

Note:Mask is Compulsory & All SOP's as per Govt. of Maharashtra directives regarding the COVID 19 must be followed.

For Any Help or Query regarding Admission Process:-
Contact ☺(Only Whatsapp) Time 10.00 a.m to 5.00 p.m
Admission Committee Chairman Prof M.Z Shahid -9892061788
For Arts Faculty:-Prof.MajidKazi- 9892808577
For Commerce Faculty- Prof.Shanti- 9930274878
For Science Faculty-Dr.Rafi Ahmed-9757129168
For BMS/C.S/I.T – Prof.Arun Shaikh-9664368663

Guidelines for Online Admission Process for Academic Year 2021-2022

MAHARASHTRA COLLEGE OF ARTS, SCIENCE & COMMERCE, MUMBAI-400008.

FOR ONLINE ADMISSIONS OF XII ARTS, SCIENCE & COMMERCE

PAYMENTPROCESS	
Step 1	You will receive a link of Payment from College as per Schedule via SMS, click on that link.
Step 2	Enter your registered mobile number on which you will receive an OTP
Step 3	Enter the OTP and proceed for payment. Payment of fees, as appeared in the box, can be made using Credit / Debit Card , Net banking etc. as shown on the payment gateway.
Step 4	A confirmation message will be displayed after successful payment of fees.
Step 5	To view/ print the receipt: Click go to home page → payment history → detail receipt → print . Also, the receipt will be sent to your registered email id.
Step 6	Admission will be confirmed only when you make the payment



STEPS FOR SY/TY ONLINE FEES PAYMENT PROCESS

VISIT www.feepayr.com, Select Institute type as College and Enter your Mobile Number

A screenshot of a web browser displaying the feepayr.com website. The browser's address bar shows 'feepayr.com'. The website header includes the feepayr logo with the tagline 'Pay Fees Anytime, Anywhere'. The main content area features a large heading 'Start Using Feepayr Now!' on the left. On the right, there is a form titled 'Institute Type' with a dropdown menu set to 'College', radio buttons for 'Mobile' (selected) and 'Email', and a text input field containing the mobile number '9920864753'. A green 'Send OTP' button is positioned below the input field. At the bottom left, there is a dark blue circular callout box containing two bullet points: 'Best online fee collection platform for educational campuses.' and 'Because of COVID 19, payment gateway and Bank servers have very heavy load. In case you experience a slow response, please try again after some time. For best experience, please try between 6pm to 11pm.' Below this box, it says '- Team Feepayr & Payment gateways'. At the bottom right, there are social media icons for Facebook, Twitter, LinkedIn, Google+, and Email.

Enter Received OTP

The screenshot shows the feepayr.com website. At the top, there is a navigation bar with the feepayr logo and the tagline "Pay Fees Anytime, Anywhere". Below the logo, the text "Start Using Feepayr Now!" is displayed. To the right of this text is an input field containing the number "45332". Below the input field are two green buttons: "Previous" and "Submit". Below the buttons are social media icons for Facebook, Twitter, LinkedIn, Google+, and Email. On the left side, there is a dark blue circular area containing the following text:

- Best online fee collection platform for educational campuses.
- Because of COVID 19, payment gateway and Bank servers have very heavy load. In case you experience a slow response, please try again after some time. For best experience, please try between 6pm to 11pm.

At the bottom left of this area, it says "- Team Feepayr & Payment gateways".

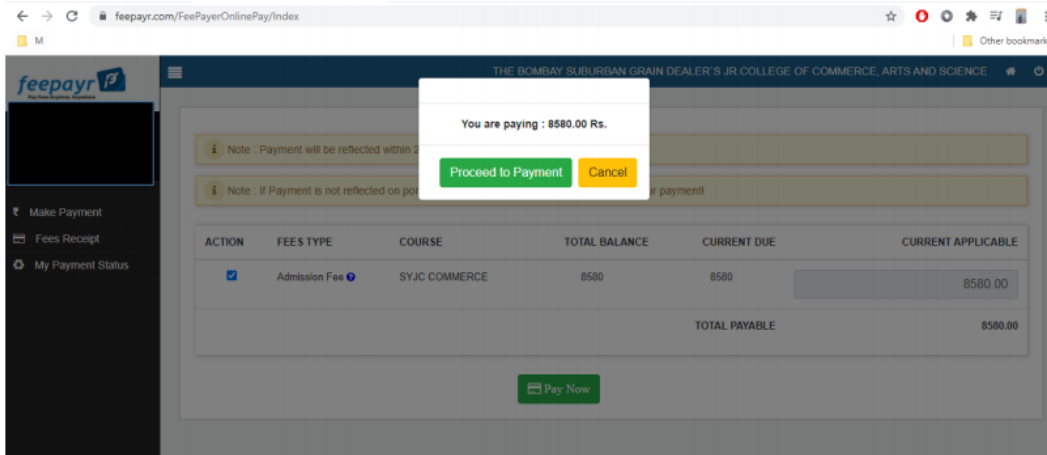
Click on Pay now

The screenshot shows the "Make Payment" page. On the left, there is a dark sidebar with the following menu items: "Make Payment", "Fees Receipt", and "My Payment Status". The main content area features a table with the following data:

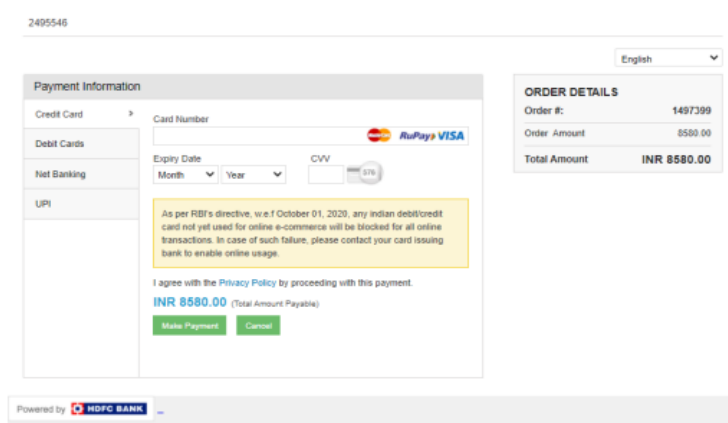
ACTION	FEES TYPE	COURSE	TOTAL BALANCE	CURRENT DUE	CURRENT APPLICABLE
<input checked="" type="checkbox"/>	Admission Fee	SYJC COMMERCE	8580	8580	8580.00
				TOTAL PAYABLE	8580.00

Below the table, there is a green button labeled "Pay Now" which is highlighted with a blue rectangular box.

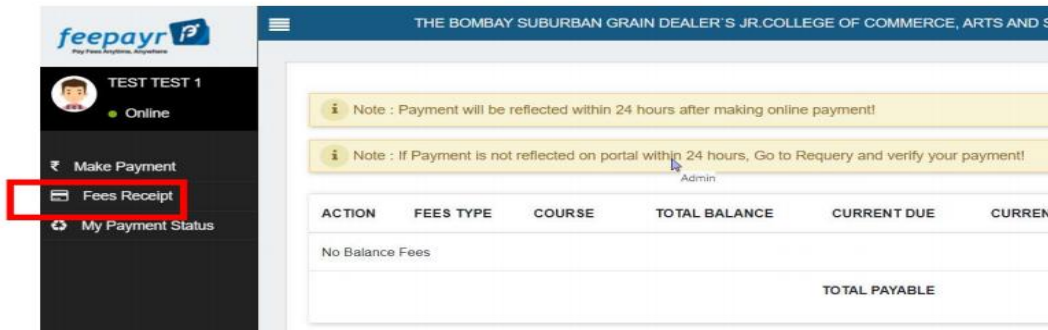
Click on proceed to payment



Enter Bank Details



Click on Fees Receipt



Click on Print (Detail Receipt)

The screenshot shows a web browser window with the URL feepayr.com/PaymentReceipt/Index. The page header includes the feepayr logo and the text "THE BOMBAY SUBURBAN GRAIN DEALER'S JR. COLLEGE OF COMMERCE, ARTS AND SCIENCE". The main content area is titled "Payment Receipt" and contains a table with the following data:

FEE TYPE	Payment Date/Time	Acknowledgment Receipt	Receipt Date/Time	Amount	Detail Receipt
Admission Fee	06/05/2021 6:42PM	Print	06/05/2021 6:42PM	10	Print Admin

The "Print" button in the "Detail Receipt" column is highlighted with a red rectangular box. A sidebar on the left contains a user profile for "TEST TEST 1" (Online) and navigation links for "Make Payment", "Fees Receipt", and "My Payment Status".

THANK YOU